


# POWERWALL

Tesla Powerwall is a fully-integrated AC battery system for residential or light commercial use. Its rechargeable lithium-ion battery pack provides energy storage for solar self-consumption, time-based control, and backup.

Powerwall's electrical interface provides a simple connection to any home or building. Its revolutionary compact design achieves market-leading energy density and is easy to install, enabling owners to quickly realize the benefits of reliable, clean power.



## PERFORMANCE SPECIFICATIONS

AC Voltage (Nominal)	230 V
Feed-In Type	Single Phase
Grid Frequency	50 Hz
Total Energy <sup>1</sup>	14 kWh
Usable Energy <sup>1</sup>	13.5 kWh
Real Power, max continuous <sup>2</sup>	5 kW (charge and discharge)
Apparent Power, max continuous	5 kVA (charge and discharge)
Maximum Supply Fault Current	10 kA
Maximum Output Fault Current	32 A
Power Factor Output Range	+/- 1.0 adjustable
Internal Battery DC Voltage	50 V
Round Trip Efficiency <sup>1,3</sup>	90%
Warranty	10 years

<sup>1</sup>Values provided for 25°C, 3.3 kW charge/discharge power.

<sup>2</sup>In Backup mode, grid charge power is limited to 3.3 kW.

<sup>3</sup>AC to battery to AC, at beginning of life.

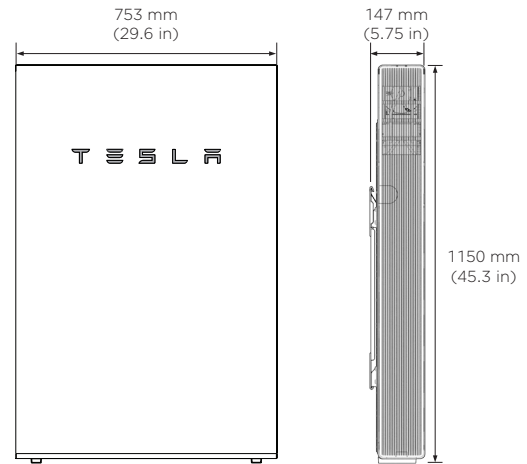
## COMPLIANCE INFORMATION

Certifications	IEC 62109-1, IEC 62109-2, IEC 62619, UN 38.3
Grid Connection	Worldwide Compatibility
Emissions	IEC 61000-6-1, IEC 61000-6-3
Environmental	RoHS Directive 2011/65/EU, WEEE Directive 2012/19/EU, Battery Directive 2006/66/EC, REACH Regulation
Seismic	AC156, IEEE 693-2005 (high)

## MECHANICAL SPECIFICATIONS

Dimensions <sup>1</sup>	1150 mm x 753 mm x 147 mm
Weight	114 kg
Mounting options	Floor or wall mount

<sup>1</sup>Dimensions and weight differ slightly if manufactured before March 2019. Contact Tesla for additional information.

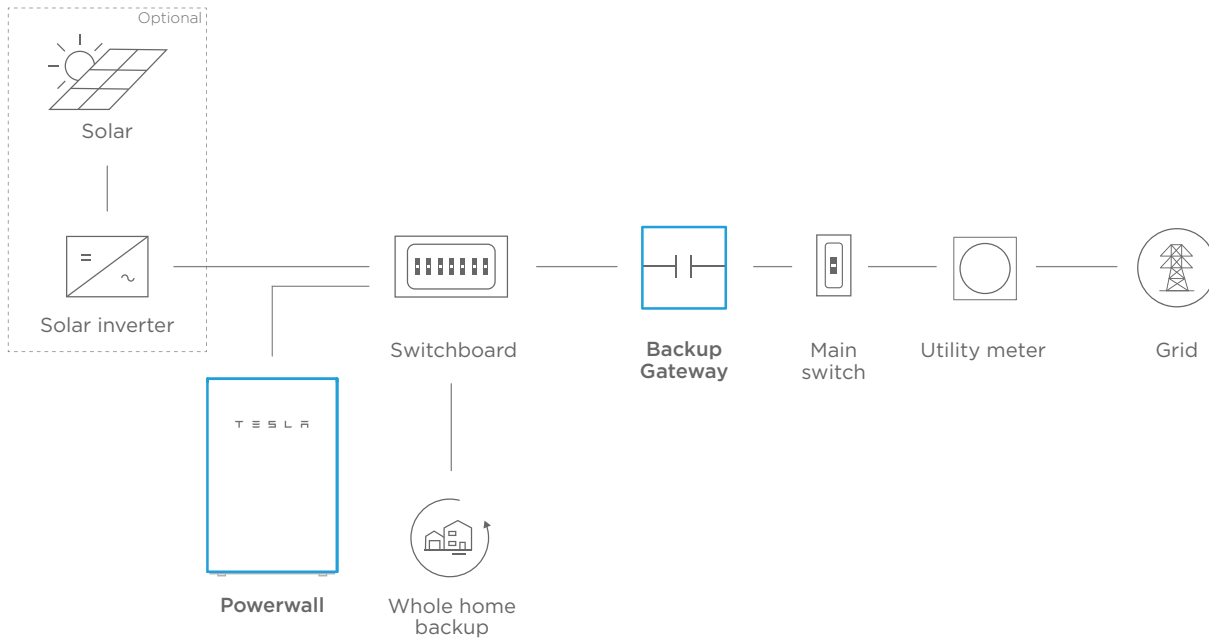


## ENVIRONMENTAL SPECIFICATIONS

Operating Temperature	-20°C to 50°C
Recommended Temperature	0°C to 30°C
Operating Humidity (RH)	Up to 100%, condensing
Storage Conditions	-20°C to 30°C Up to 95% RH, non-condensing State of Energy (SoE): 25% initial
Maximum Elevation	3000 m
Environment	Indoor and outdoor rated
Ingress Rating	IP67 (Battery & Power Electronics) IP56 (Wiring Compartment)
Wet Location Rating	Yes
Noise Level @ 1m	< 40 dBA at 30°C

# TYPICAL SYSTEM LAYOUTS

## WHOLE HOME BACKUP



## PARTIAL HOME BACKUP

