



MAXPOWER CS6U-325 | 330 | 335P

Canadian Solar's modules use the latest innovative cell technology, increasing module power output and system reliability, ensured by 17 years of experience in module manufacturing, well-engineered module design, stringent BOM quality testing, an automated manufacturing process and 100% EL testing.

KEY FEATURES



Excellent module efficiency of up to: 17.23 %



High PTC rating of up to: 92.18 %



IP68 junction box for long-term weather endurance



Heavy snow load up to 5400 Pa, wind load up to 3600 Pa*



linear power output warranty



product warranty on materials and workmanship

MANAGEMENT SYSTEM CERTIFICATES*

ISO 9001:2015 / Quality management system

ISO 14001:2015 / Standards for environmental management system

OHSAS 18001:2007 / International standards for occupational health & safety

PRODUCT CERTIFICATES*

IEC 61215 / IEC 61730: VDE / CE / MCS / INMETRO / CEC AU / KEMCO / SII

UL 1703 / IEC 61215 performance: CEC listed (US) / FSEC (US Florida)

UL 1703: CSA / IEC 61701 ED2: VDE / IEC 62716: VDE

UNI 9177 Reaction to Fire: Class 1 / IEC 60068-2-68: SGS

Take-e-way



* We can provide this product with special BOM specifically certified with salt mist, ammonia and sand blowing tests. Please talk to our local technical sales representatives to get your customized solutions.

CANADIAN SOLAR INC. is committed to providing high quality solar products, solar system solutions and services to customers around the world. No. 1 module supplier for quality and performance/price ratio in IHS Module Customer Insight Survey. As a leading PV project developer and manufacturer of solar modules with over 30 GW deployed around the world since 2001.

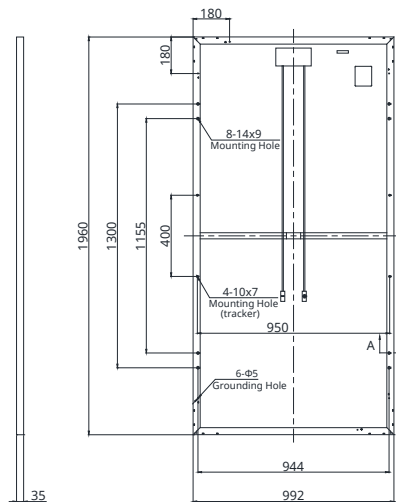
*For detail information, please refer to Installation Manual.

CANADIAN SOLAR INC.

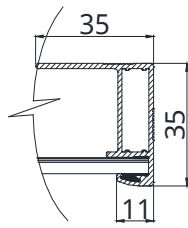
545 Speedvale Avenue West, Guelph, Ontario N1K 1E6, Canada, www.canadiansolar.com, support@canadiansolar.com

ENGINEERING DRAWING (mm)

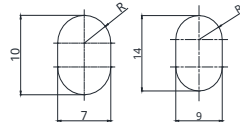
Rear View



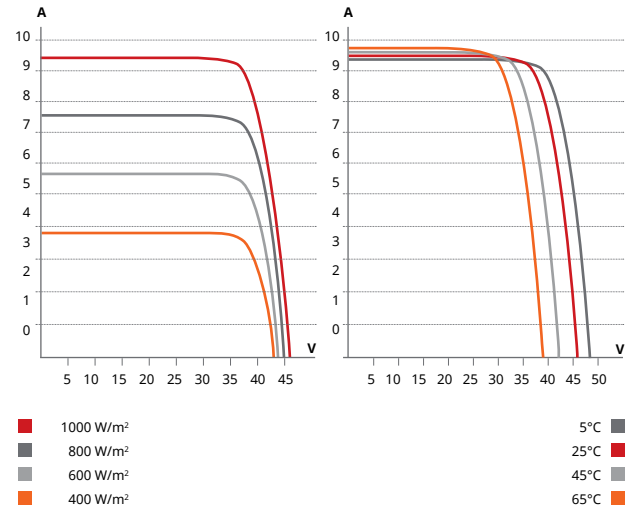
Frame Cross Section A-A



Mounting Hole



CS6U-330P / I-V CURVES



ELECTRICAL DATA | STC*

CS6U	325P	330P	335P
Nominal Max. Power (Pmax)	325 W	330 W	335 W
Opt. Operating Voltage (Vmp)	37.0 V	37.2 V	37.4 V
Opt. Operating Current (Imp)	8.78 A	8.88 A	8.96 A
Open Circuit Voltage (Voc)	45.5 V	45.6 V	45.8 V
Short Circuit Current (Isc)	9.34 A	9.45 A	9.54 A
Module Efficiency	16.72%	16.97%	17.23%
Operating Temperature	-40°C ~ +85°C		
Max. System Voltage	1000 V (IEC/UL) or 1500 V (IEC/UL)		
Module Fire Performance	TYPE 1 (UL 1703) or CLASS C (IEC 61730)		
Max. Series Fuse Rating	15 A		
Application Classification	Class A		
Power Tolerance	0 ~ + 5 W		

* Under Standard Test Conditions (STC) of irradiance of 1000 W/m², spectrum AM 1.5 and cell temperature of 25°C.

ELECTRICAL DATA | NMOT*

CS6U	325P	330P	335P
Nominal Max. Power (Pmax)	239 W	243 W	247 W
Opt. Operating Voltage (Vmp)	34.0 V	34.2 V	34.4 V
Opt. Operating Current (Imp)	7.03 A	7.10 A	7.17 A
Open Circuit Voltage (Voc)	42.4 V	42.5 V	42.6 V
Short Circuit Current (Isc)	7.54 A	7.63 A	7.70 A

* Under Nominal Module Operating Temperature (NMOT), irradiance of 800 W/m², spectrum AM 1.5, ambient temperature 20°C, wind speed 1 m/s.

PERFORMANCE AT LOW IRRADIANCE

Outstanding performance at low irradiance, with an average relative efficiency of 96.0 % for irradiances between 200 W/m² and 1000 W/m² (AM 1.5, 25°C).

* The specifications and key features contained in this datasheet may deviate slightly from our actual products due to the on-going innovation and product enhancement. Canadian Solar Inc. reserves the right to make necessary adjustment to the information described herein at any time without further notice. Please be kindly advised that PV modules should be handled and installed by qualified people who have professional skills and please carefully read the safety and installation instructions before using our PV modules.

CANADIAN SOLAR INC.

545 Speedvale Avenue West, Guelph, Ontario N1K 1E6, Canada, www.canadiansolar.com, support@canadiansolar.com

MECHANICAL DATA

Specification	Data
Cell Type	Poly-crystalline, 6 inch
Cell Arrangement	72 (6 × 12)
Dimensions	1960 × 992 × 35 mm (77.2 × 39.1 × 1.38 in)
Weight	22.4 kg (49.4 lbs)
Front Cover	3.2 mm tempered glass
Frame Material	Anodized aluminium alloy
J-Box	IP68, 3 bypass diodes
Cable	4.0 mm ² (IEC), 12 AWG (UL), 1160 mm (45.7 in)
Connector	T4 series
Per Pallet	30 pieces
Per Container (40' HQ)	720 pieces

TEMPERATURE CHARACTERISTICS

Specification	Data
Temperature Coefficient (Pmax)	-0.40 % / °C
Temperature Coefficient (Voc)	-0.31 % / °C
Temperature Coefficient (Isc)	0.05 % / °C
Nominal Module Operating Temperature (NMOT)	43 ± 3 °C

PARTNER SECTION

