

HiKu

SUPER HIGH POWER POLY PERC MODULE

330 W ~ 345 W

CS3L-330 | 335 | 340 | 345P (IEC1000 V)

CS3L-330 | 335 | 340 | 345P (IEC1500 V)

MORE POWER



24 % more power than conventional modules



Up to 4.5 % lower LCOE
Up to 2.7 % lower system cost



Low NMOT: 42 ± 3 °C
Low temperature coefficient (Pmax):
-0.37 % / °C



Better shading tolerance

MORE RELIABLE



Lower internal current,
lower hot spot temperature



Cell crack risk limited in small region,
enhance the module reliability



Heavy snow load up to 5400 Pa,
wind load up to 3600 Pa

*Black frame product can be provided upon request.



linear power output warranty



product warranty on materials and workmanship

MANAGEMENT SYSTEM CERTIFICATES*

ISO 9001:2015 / Quality management system
ISO 14001:2015 / Standards for environmental management system
OHSAS 18001:2007 / International standards for occupational health & safety

PRODUCT CERTIFICATES*

IEC 61215 / IEC 61730: VDE / CE / CEC AU
IEC61701 ED2: VDE / IEC62716: VDE
UL 1703: CSA
Take-e-way



* We can provide this product with special BOM specifically certified with salt mist, and ammonia tests. Please talk to our local technical sales representatives to get your customized solutions.

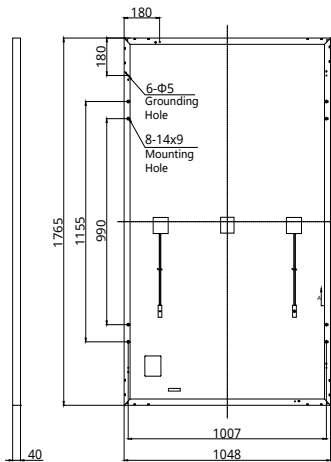
CANADIAN SOLAR INC. is committed to providing high quality solar products, solar system solutions and services to customers around the world. No. 1 module supplier for quality and performance/price ratio in IHS Module Customer Insight Survey. As a leading PV project developer and manufacturer of solar modules with over 30 GW deployed around the world since 2001.

CANADIAN SOLAR INC.

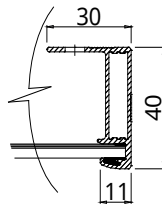
Canadian Solar MSS (Australia) Pty Ltd., 44 Stephenson St, Cremorne VIC 3121, Australia
support@canadiansolar.com, www.canadiansolar.com/au

ENGINEERING DRAWING (mm)

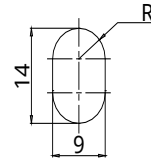
Rear View



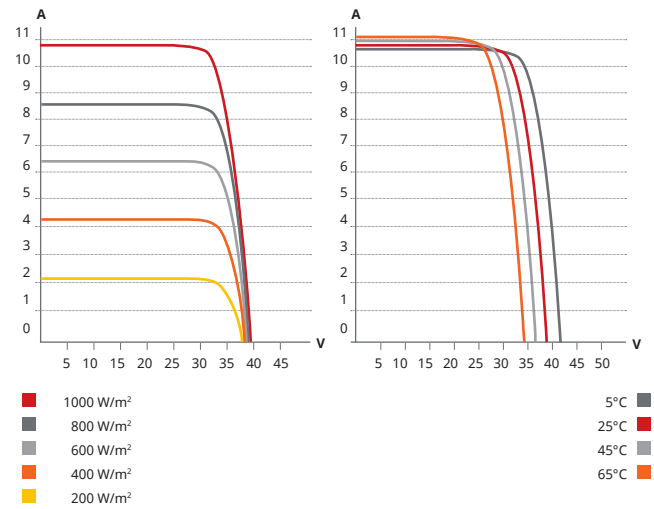
Frame Cross Section A-A



Mounting Hole



CS3L-330P / I-V CURVES



ELECTRICAL DATA | STC*

CS3L	330P	335P	340P	345P
Nominal Max. Power (Pmax)	330 W	335 W	340 W	345 W
Opt. Operating Voltage (Vmp)	32.2 V	32.4 V	32.6 V	32.8 V
Opt. Operating Current (Imp)	10.24 A	10.34 A	10.43 A	10.52 A
Open Circuit Voltage (Voc)	39.2 V	39.4 V	39.6 V	39.8 V
Short Circuit Current (Isc)	10.82 A	10.90 A	10.98 A	11.06 A
Module Efficiency	17.84%	18.11%	18.38%	18.65%
Operating Temperature	-40°C ~ +85°C			
Max. System Voltage	1500V (IEC/UL) or 1000V (IEC/UL)			
Module Fire Performance	TYPE 1 (UL 1703) or CLASS C (IEC 61730)			
Max. Series Fuse Rating	20 A			
Application Classification	Class A			
Power Tolerance	0 ~ + 5 W			

* Under Standard Test Conditions (STC) of irradiance of 1000 W/m², spectrum AM 1.5 and cell temperature of 25°C. Measurement uncertainty: ±3 % (Pmax).

ELECTRICAL DATA | NMOT*

CS3L	330P	335P	340P	345P
Nominal Max. Power (Pmax)	245 W	249 W	252 W	256 W
Opt. Operating Voltage (Vmp)	29.4 V	29.6 V	29.7 V	29.9 V
Opt. Operating Current (Imp)	8.34 A	8.42 A	8.50 A	8.57 A
Open Circuit Voltage (Voc)	36.7 V	36.9 V	37.1 V	37.3 V
Short Circuit Current (Isc)	8.73 A	8.79 A	8.85 A	8.91 A

* Under Nominal Module Operating Temperature (NMOT), irradiance of 800 W/m², spectrum AM 1.5, ambient temperature 20°C, wind speed 1 m/s.

MECHANICAL DATA

Specification	Data
Cell Type	Poly-crystalline
Cell Arrangement	120 [2 X (10 X 6)]
Dimensions	1765 X 1048 X 40 mm (69.5 X 41.3 X 1.57 in)
Weight	20.6 kg (45.4 lbs)
Front Cover	3.2 mm tempered glass
Frame	Anodized aluminium alloy
J-Box	IP68, 3 bypass diodes
Cable	4.0 mm ² (IEC), 12 AWG (UL)
Cable Length (Including Connector)	Portrait: 500 mm (19.7 in) (+) / 350 mm (13.8 in) (-); landscape: 1250 mm (49.2 in)*
Connector	T4 series (MC4 series is available)
Per Pallet	27 pieces
Per Container (40' HQ)	702 pieces

* For detailed information, please contact your local Canadian Solar sales and technical representatives.

TEMPERATURE CHARACTERISTICS

Specification	Data
Temperature Coefficient (Pmax)	-0.37 % / °C
Temperature Coefficient (Voc)	-0.29 % / °C
Temperature Coefficient (Isc)	0.05 % / °C
Nominal Module Operating Temperature	42 ± 3°C

PARTNER SECTION



* The specifications and key features contained in this datasheet may deviate slightly from our actual products due to the on-going innovation and product enhancement. Canadian Solar Inc. reserves the right to make necessary adjustment to the information described herein at any time without further notice. Please be kindly advised that PV modules should be handled and installed by qualified people who have professional skills and please carefully read the safety and installation instructions before using our PV modules.

CANADIAN SOLAR INC.

Canadian Solar MSS (Australia) Pty Ltd., 44 Stephenson St, Cremorne VIC 3121, Australia
support@canadiansolar.com, www.canadiansolar.com/au